



Location: CMA5b - Pedestrian Plaza

Report on 24-hour TSP monitoring for EP-376/2009

Action Level - 209.9 µg/m³

Limit Level - 260 µg/m³

Date	Sampling Time	Weather Condition	Filter paper no.	Filter Weight, g		Elapse Time, hr		Sampling Time, hr	Flow Rate, m ³ /min			Total Volume, m ³	TSP Level, µg/m ³
				Initial	Final	Initial	Final		Initial, Q _{si}	Final, Q _{sf}	Average		
29-Mar-16	8:00	Cloudy	015009	2.8012	2.9880	6368.09	6392.09	24.00	0.76	0.71	0.73	1057	176.8
1-Apr-16	8:00	Cloudy	015041	2.7780	3.0358	6395.09	6419.09	24.00	0.97	1.05	1.01	1461	176.5
7-Apr-16	8:00	Cloudy	015135	2.8052	2.9718	6422.09	6446.09	24.00	0.66	0.66	0.66	948	175.8
14-Apr-16	16:35	Cloudy	015266	2.8654	2.9452	6452.09	6476.09	24.00	0.77	0.78	0.78	1119	71.3
19-Apr-16	8:00	Cloudy	015265	2.8700	3.0142	6476.09	6500.09	24.00	0.82	0.82	0.82	1183	121.9
25-Apr-16	8:00	Rainy	015311	2.8331	2.9191	6503.09	6527.09	24.00	0.81	0.80	0.80	1158	74.3

Remarks: Due to interruption of electricity, the 24hr TSP monitoring was rescheduled from 13 April 2016 to 14 April 2016.

Report on 1-hour TSP monitoring for EP-376/2009

Action Level - 339.7 µg/m³

Limit Level - 500 µg/m³

Date	Sampling Time	Weather Condition	Filter paper no.	Filter Weight, g		Elapse Time, hr		Sampling Time, hr	Flow Rate, m ³ /min			Total Volume, m ³	TSP Level, µg/m ³
				Initial	Final	Initial	Final		Initial, Q _{si}	Final, Q _{sf}	Average		
30-Mar-16	9:14	Cloudy	015056	2.7703	2.7852	6392.09	6393.09	1.00	0.83	0.83	0.83	50	300.3
30-Mar-16	10:43	Cloudy	015051	2.7764	2.7921	6393.09	6394.09	1.00	0.83	0.83	0.83	50	316.4
30-Mar-16	13:00	Cloudy	015046	2.7657	2.7817	6394.09	6395.09	1.00	0.83	0.83	0.83	50	322.4
2-Apr-16	8:30	Cloudy	014885	2.8085	2.8170	6419.09	6420.09	1.00	0.82	0.82	0.82	49	172.2
2-Apr-16	9:46	Cloudy	014919	2.8085	2.8137	6420.09	6421.09	1.00	0.67	0.67	0.67	40	129.7
2-Apr-16	10:49	Cloudy	015137	2.8187	2.8298	6421.09	6422.09	1.00	0.82	0.82	0.82	49	224.8
8-Apr-16	8:46	Cloudy	015099	2.7845	2.7940	6446.09	6447.09	1.00	0.81	0.81	0.81	49	195.4
8-Apr-16	10:23	Cloudy	015095	2.7786	2.7872	6447.09	6448.09	1.00	0.77	0.77	0.77	46	185.7
8-Apr-16	13:00	Cloudy	015124	2.8206	2.8255	6448.09	6449.09	1.00	0.73	0.73	0.73	44	111.3
14-Apr-16	8:00	Cloudy	015120	2.8201	2.8441	6449.09	6450.09	1.00	0.81	0.81	0.81	49	492.5
14-Apr-16	14:00	Cloudy	015671	2.8592	2.8686	6450.09	6451.09	1.00	0.85	0.85	0.85	51	184.2
14-Apr-16	15:23	Cloudy	015268	2.8569	2.8627	6451.09	6452.09	1.00	0.74	0.74	0.74	44	131.4
20-Apr-16	8:46	Cloudy	015261	2.8312	2.8376	6500.09	6501.09	1.00	0.74	0.74	0.74	45	143.7
20-Apr-16	10:07	Cloudy	015290	2.8192	2.8301	6501.09	6502.09	1.00	0.82	0.82	0.82	49	221.7
20-Apr-16	13:11	Cloudy	015294	2.8088	2.8207	6502.09	6503.09	1.00	0.82	0.82	0.82	49	242.0
26-Apr-16	8:49	Cloudy	015440	2.8584	2.8635	6527.09	6528.09	1.00	0.80	0.80	0.80	48	105.8
26-Apr-16	10:34	Cloudy	015436	2.8258	2.8323	6528.09	6529.09	1.00	0.80	0.80	0.80	48	134.9
26-Apr-16	14:00	Cloudy	015419	2.8354	2.8401	6529.09	6530.09	1.00	0.80	0.80	0.80	48	97.5



Location: CMA6a - WDII PRE Office

Report on 24-hour TSP monitoring for EP-376/2009

Action Level - 207.1 µg/m³

Limit Level - 260 µg/m³

Date	Sampling Time	Weather Condition	Filter paper no.	Filter Weight, g		Elapse Time, hr		Sampling Time, hr	Flow Rate, m ³ /min			Total Volume, m ³	TSP Level, µg/m ³
				Initial	Final	Initial	Final		Initial, Q _{si}	Final, Q _{sf}	Average		
30-Mar-16	14:03	Cloudy	015005	2.8158	2.8269	107.43	131.43	24.00	1.16	1.16	1.16	1669	6.7
1-Apr-16	8:00	Cloudy	015003	2.7831	2.9901	131.43	155.43	24.00	1.19	1.19	1.19	1710	121.0
7-Apr-16	8:00	Cloudy	015185	2.8385	2.9686	158.44	182.44	24.00	1.21	1.21	1.21	1743	74.6
13-Apr-16	8:00	Rainy	015172	2.8145	2.8840	185.44	209.44	24.00	1.24	1.25	1.24	1791	38.8
20-Apr-16	14:05	Cloudy	015315	2.8364	3.0046	215.44	239.44	24.00	1.16	1.15	1.15	1660	101.3
25-Apr-16	8:00	Rainy	015298	2.8157	2.8991	239.44	263.44	24.00	1.15	1.14	1.14	1648	50.6

Remarks: Due to interruption of electricity, the 24hr TSP monitoring was rescheduled from 29 March and 19 April 2016 to 30 March and 20 April 2016 respectively.

Report on 1-hour TSP monitoring for EP-376/2009

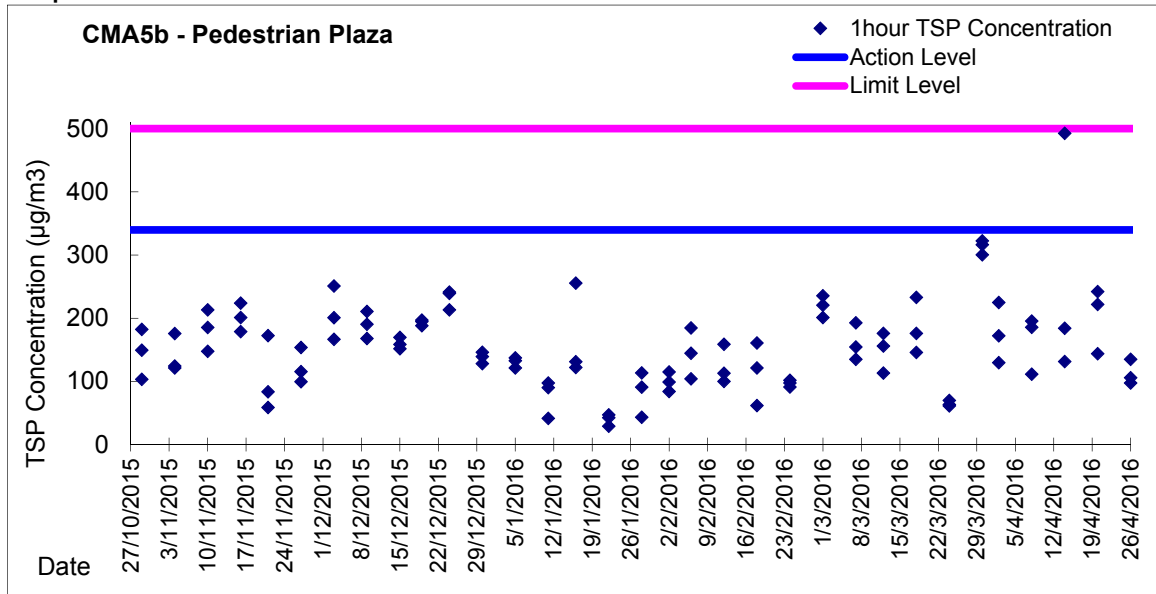
Action Level - 333 µg/m³

Limit Level - 500 µg/m³

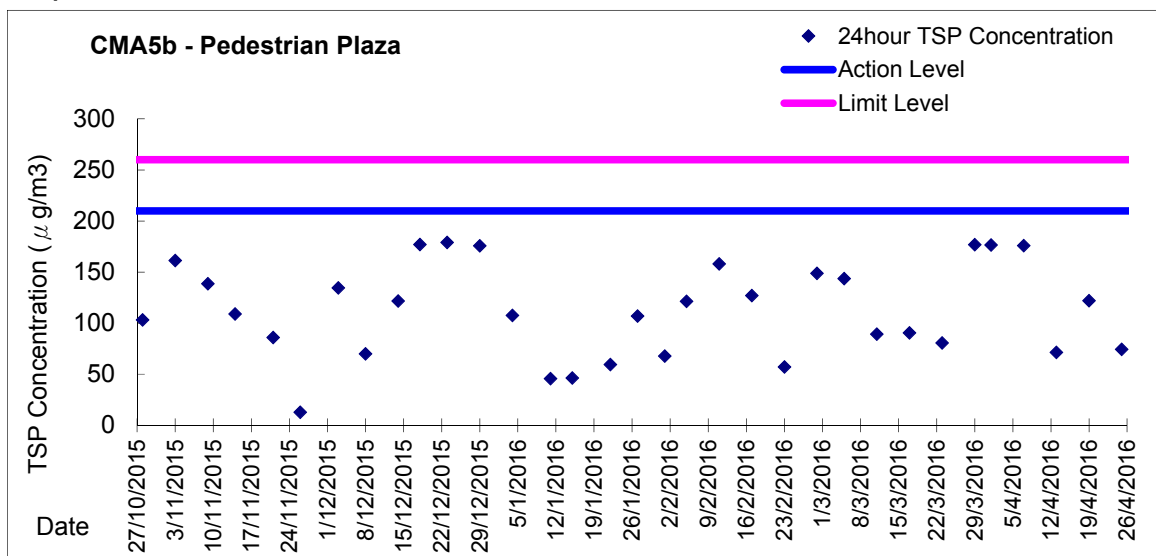
Date	Sampling Time	Weather Condition	Filter paper no.	Filter Weight, g		Elapse Time, hr		Sampling Time, hr	Flow Rate, m ³ /min			Total Volume, m ³	TSP Level, µg/m ³
				Initial	Final	Initial	Final		Initial, Q _{si}	Final, Q _{sf}	Average		
30-Mar-16	9:00	Cloudy	014909	2.8483	2.8583	104.43	105.43	1.00	1.16	1.16	1.16	70	143.5
30-Mar-16	10:30	Cloudy	014868	2.8297	2.8425	105.43	106.43	1.00	1.16	1.16	1.16	70	183.6
30-Mar-16	13:00	Cloudy	014861	2.8272	2.8425	106.43	107.43	1.00	1.16	1.16	1.16	70	219.5
2-Apr-16	8:20	Cloudy	014965	2.7939	2.8033	155.43	156.43	1.00	1.19	1.19	1.19	71	131.8
2-Apr-16	9:30	Cloudy	014962	2.7635	2.7743	156.43	157.43	1.00	1.19	1.19	1.19	71	151.4
2-Apr-16	10:35	Cloudy	015182	2.8224	2.8303	157.43	158.43	1.00	1.19	1.19	1.19	71	110.7
8-Apr-16	8:30	Cloudy	015181	2.8347	2.8397	182.44	183.44	1.00	1.09	1.09	1.09	65	76.5
8-Apr-16	9:55	Cloudy	015178	2.8250	2.8337	183.44	184.44	1.00	1.15	1.15	1.15	69	126.2
8-Apr-16	13:00	Cloudy	015175	2.8392	2.8445	184.44	185.44	1.00	1.21	1.21	1.21	73	73.0
14-Apr-16	8:50	Cloudy	015258	2.8290	2.8349	209.44	210.44	1.00	1.15	1.15	1.15	69	85.5
14-Apr-16	10:25	Cloudy	015255	2.8024	2.8075	210.44	211.44	1.00	1.15	1.15	1.15	69	73.9
14-Apr-16	13:00	Cloudy	015252	2.8322	2.8392	211.44	212.44	1.00	1.15	1.15	1.15	69	101.4
20-Apr-16	8:35	Cloudy	015324	2.8400	2.8461	212.44	213.44	1.00	1.19	1.19	1.19	71	85.7
20-Apr-16	9:50	Cloudy	015321	2.8537	2.8573	213.44	214.44	1.00	1.10	1.10	1.10	66	54.8
20-Apr-16	13:00	Cloudy	015318	2.8544	2.8622	214.44	215.44	1.00	1.19	1.19	1.19	71	109.6
26-Apr-16	8:30	Cloudy	015426	2.8482	2.8513	263.44	264.44	1.00	1.08	1.08	1.08	65	47.7
26-Apr-16	10:15	Cloudy	015423	2.8583	2.8610	264.44	265.44	1.00	1.14	1.14	1.14	69	39.3
26-Apr-16	13:00	Cloudy	015421	2.8583	2.8610	265.44	266.44	1.00	1.14	1.14	1.14	69	39.3



Graphic Presentation of 1 hour TSP Result for EP-376/2009

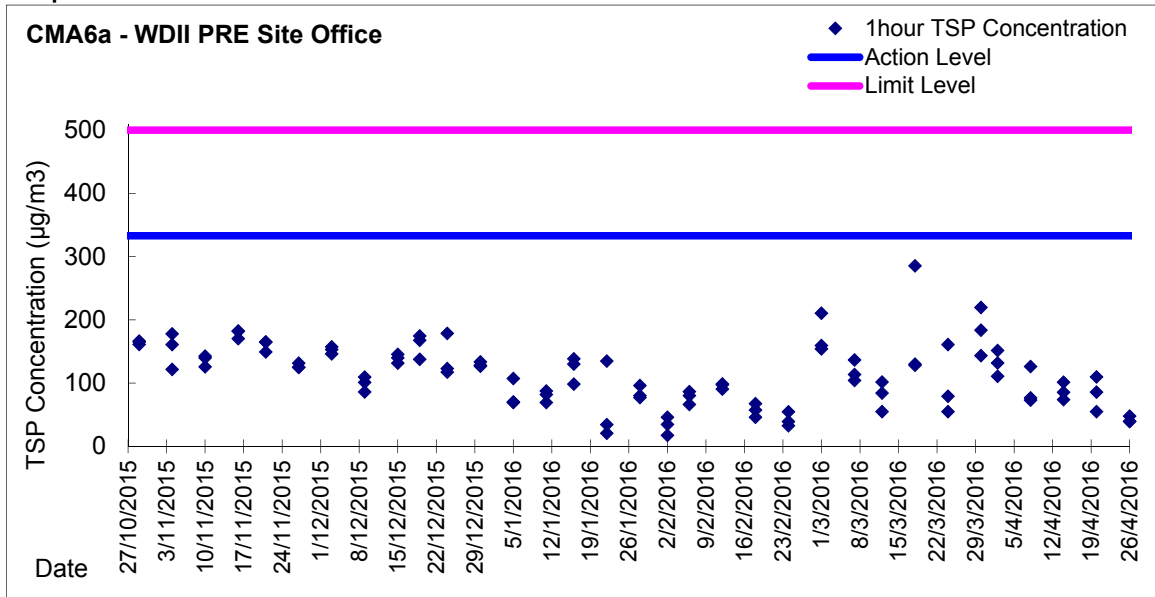


Graphic Presentation of 24 hour TSP Result for EP-376/2009





Graphic Presentation of 1 hour TSP Result for EP-376/2009



Graphic Presentation of 24 hour TSP Result for EP-376/2009

